

CANDIDATE
NAME

--

CENTRE
NUMBER

--	--	--	--	--

CANDIDATE
NUMBER

--	--	--	--



FASHION AND TEXTILES

6130/01

Paper 1 Theory

October/November 2015

2 hours

Candidates answer on the Question Paper.

Additional Materials: Coloured pencils (not yellow)
 Ruler
 Small piece of fabric, needle and thread

READ THESE INSTRUCTIONS FIRST

Write your Centre number, candidate number and name on the work you hand in.

Write in dark blue or black pen.

You may use an HB pencil for any diagrams or rough working.

Do not use staples, paper clips, glue or correction fluid.

DO NOT WRITE IN ANY BARCODES.

You should illustrate your answers by means of clear, bold diagrams wherever possible.

You may use a needle and thread and a small piece of fabric to help in making drawings of stitches.

This fabric should **not** be handed in with your work.

Section A

Answer **all** parts of Question 1.

You are advised to spend no longer than 40 minutes on Section A.

Section B

Answer any **three** questions.

The number of marks is given in brackets [] at the end of each question or part question.

This document consists of **16** printed pages.

Section A

Answer **all** questions.

1 Refer to the sketch of a sports top in Fig. 1.




Fig. 1

(a) (i) Polyester jersey fabric is suggested for this style. State how this fabric is constructed and give **two** reasons why this fabric is suitable for the sports top in Fig. 1.

Name of fabric: Polyester jersey

How fabric is constructed

Reason 1

Reason 2

[3]

(ii) State the origin of polyester fibres.

.....
[1]

(iii) Suggest a suitable **knitted** fabric which could be used to make the sports top in Fig. 1. Give **two** reasons for your choice.

Name of fabric

Reason 1

Reason 2

[3]

- (iv) The neckline on the sports top in Fig. 1 has a shaped facing. Suggest **one** suitable alternative neck finish for the neckline and give **one** reason for your choice.

Alternative neck finish

Reason for choice

.....
[2]

- (v) State **two** chemical fabric finishes which would be suitable for a sports top made from a polyester fabric, and give **one** reason for each choice.

Fabric finish 1

Reason

.....

Fabric finish 2

Reason

.....
[4]

- (vi) Suggest **two** different methods of colouring the fabric for the sports top before it is made into a garment. Give **one** reason to explain why each method is suitable.

Method 1

Reason




.....

Method 2

Reason

.....
[4]

- (vii) Complete the table by naming each pattern marking and describe how you would use each pattern marking when making a pair of shorts.

Pattern marking	Name of pattern marking	Describe how you would use the pattern marking
 		
		

[4]

- (b) (i) Name the style of sleeve shown on the sports top in Fig. 1 and suggest **two** reasons why this type of sleeve has been used.

Style of sleeve

Reason 1

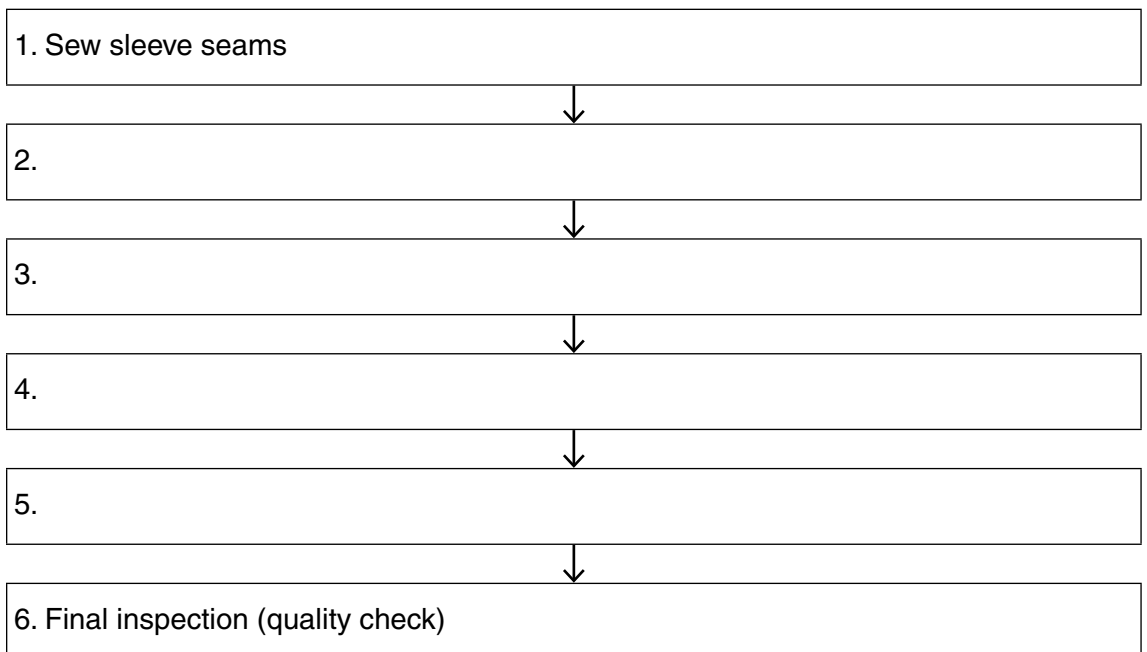
.....

Reason 2

.....

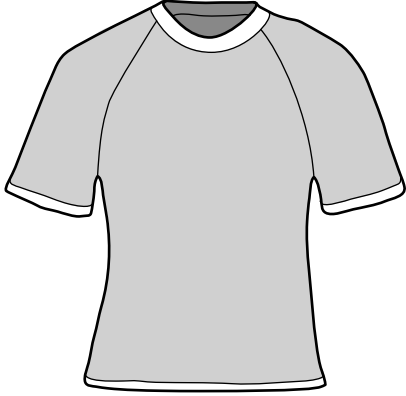
[3]

- (ii) The sports top in Fig. 1 is to be made using batch production. Complete the table to show a suitable sequence of processes for making the sports top. (The first and last boxes have already been completed.)



[4]

(iii) Sketch an **original** design for a logo which would be suitable for the sports top in Fig. 1, including the position on the top.

<p>Position on the top:</p> 	<p>Logo:</p>
---	--------------

[2]

(iv) State what is meant by CAM in textile production.

..... [1]

(v) Explain how CAM can be used to produce the logo you designed in 1(b)(iii).

.....
..... [2]

(c) (i) Explain **two** environmental factors to consider before using polyester fabrics for clothing.

.....
.....
.....
.....
.....
.....
.....
..... [4]

- (ii) Suggest **one** fabric which can be recycled and which is a suitable alternative to the polyester jersey used for the sports top in Fig. 1.

..... [1]

- (iii) Explain how the fabric suggested in **1(c)(ii)** can be recycled.

.....
.....
.....
..... [2]

[Total: 40]

Section B

Answer **three** questions from this section.

2 Viscose is often used to make fashion garments.

(a) (i) State the origin of viscose fibres.

..... [1]

(ii) Viscose is a regenerated fibre. Explain what *regenerated* means.

..... [1]

(iii) Describe viscose satin in terms of the following:

Surface appearance

.....

Construction of the fabric

.....

Handle of the fabric

.....

[3]

(iv) Explain how viscose fabrics perform for the following characteristics:

Abrasion resistance

.....

.....

.....

Absorbency

.....

.....

.....

[4]

(b) (i) Complete the table to show your understanding of the care needed for **viscose** fabrics.

Care instruction	Sketch of the symbol	Temperature
Washing		
Ironing		

[4]

(ii) Viscose fabrics can have colour added by the stencilling method. Explain what is meant by *stencilling*.

.....

.....

.....

[1]

(iii) Explain, using labelled sketches, how to stencil a design onto a viscose fabric.

[6]

[Total: 20]

3 Decoration and embellishment are often used in contemporary fashion.

(a) (i) Sketch and label a knee length skirt. Add a design for the hemline which includes a lace trim and hand embroidery.

[4]

(ii) Give further details of the embellishment to be used on the skirt in 3(a)(i).

Lace trim	Name of stitch to attach the trim	Type of thread
Hand embroidery	Name of embroidery stitch	Type of thread

[4]

(iii) Explain how to produce a good quality finish where the lace is joined together.

.....

.....

.....

.....

.....

.....

.....

[3]

(b) (i) State **three** checks you could make on your sewing machine before starting to sew.

Check 1

.....

Check 2

.....

Check 3

.....

[3]

(ii) Explain **three** factors to consider when preparing fabric for machine embroidery.

Factor 1

.....

.....

.....

Factor 2

.....

.....

.....

Factor 3

.....

.....

.....

[6]

[Total: 20]

- 4 (a) State **three** factors to consider when deciding which components to purchase when making garments at home.

Factor 1

.....

Factor 2

.....

Factor 3.....

.....

[3]

- (b) (i) Draw **one** garment showing **two** ways of using a crossway strip in an original way. Label **two** style features.

[5]

- (ii) Explain how to **cut** a crossway strip. You may use labelled diagrams in your answer.

(iii) Explain how to **join** a crossway strip. You may use labelled diagrams in your answer.

[4]

(c) (i) Explain what is meant by *eco-labelling*.

.....
.....
.....
.....

[2]

(ii) State **two** reasons for using fabrics which have eco-labels.

Reason 1

.....

Reason 2

.....

[2]

[Total: 20]

5 There are many factors to consider when making children’s clothes.

(a) (i) Give **two** reasons why French seams are often used on garments for children.

Reason 1

.....

Reason 2

.....

[2]

(ii) Name **two** appropriate fabrics on which French seams could be worked.

Fabric 1

Fabric 2

[2]

(iii) Explain how to make a French seam, using labelled diagrams.

[6]

(b) (i) Explain **three** factors which need to be considered before buying clothes for young children.

Factor 1

.....

.....

.....

Factor 2

.....

.....

.....

Factor 3

.....

.....

.....

[6]

(ii) Discuss **two** advantages of making clothes for children instead of buying them ready-made.

Advantage 1

.....

.....

.....

Advantage 2

.....

.....

.....

[4]

[Total: 20]

6 (a) (i) Give **two** reasons why a fabric with a brushed finish is suitable for an item of sleepwear.

Reason 1

.....

Reason 2

.....

[2]

(ii) Explain what is meant by each of the following finishes and name **one** fabric on which each could be used.

Easy Care

.....

.....

.....

One suitable fabric

Calendering

.....

.....

.....

One suitable fabric

[6]

(b) (i) Give **two** examples where interfacing would be used on garments. Give **one** reason for each suggested use of interfacing.

Example 1

Reason

.....

Example 2

Reason

.....

[4]

(ii) Explain how to attach a non-woven fusible interfacing to cotton gabardine.

.....
.....
.....
.....
.....
.....
.....
.....

[4]

(c) Discuss **two** benefits of using thermoplastic fabrics for a pleated skirt.

Benefit 1
.....
.....
.....

Benefit 2
.....
.....
.....

[4]

[Total: 20]

Permission to reproduce items where third-party owned material protected by copyright is included has been sought and cleared where possible. Every reasonable effort has been made by the publisher (UCLES) to trace copyright holders, but if any items requiring clearance have unwittingly been included, the publisher will be pleased to make amends at the earliest possible opportunity.

To avoid the issue of disclosure of answer-related information to candidates, all copyright acknowledgements are reproduced online in the Cambridge International Examinations Copyright Acknowledgements Booklet. This is produced for each series of examinations and is freely available to download at www.cie.org.uk after the live examination series.

Cambridge International Examinations is part of the Cambridge Assessment Group. Cambridge Assessment is the brand name of University of Cambridge Local Examinations Syndicate (UCLES), which is itself a department of the University of Cambridge.